



Uganda REDD+ Readiness Process

Mid-Term Progress Report and Request for Additional Funding

Presented to the Forest Carbon Partnership Facility (FCPF)'s 21st Participants Committee 3-5 May, 2016

Content

I. Introduction

- a) Uganda's REDD+ Process
- b) The Mid-Term Review of REDD+ Process

II. Overview of REDD+ Readiness process in Uganda

III. Progress achieved in the implementation of activities financed by the FCPF.

IV. Compliance With The Common Approach

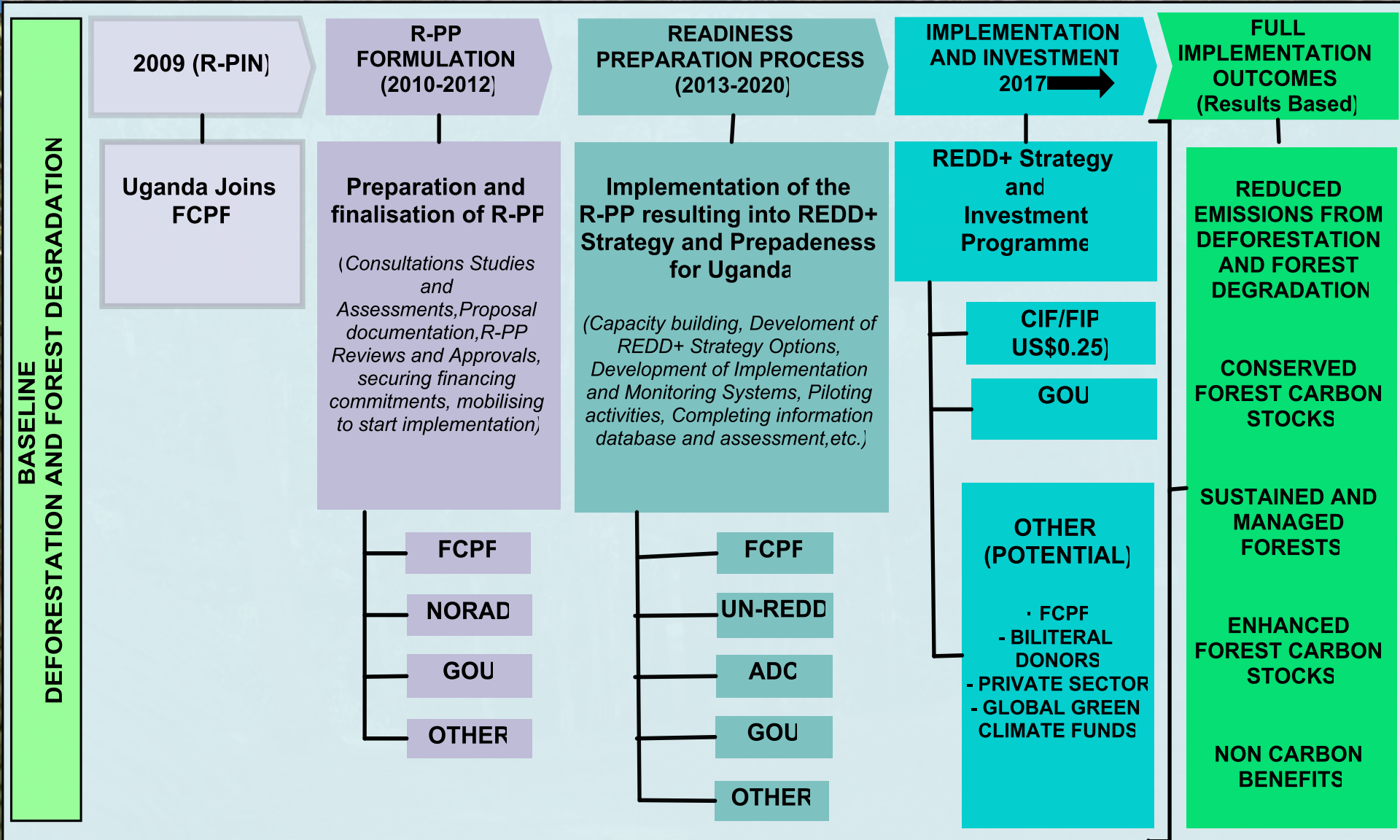
V. FCPF Budget/financial performance

VI. Activities to be carried out with additional funding



I. Introduction

a. Uganda's REDD+ Process



b. Uganda's REDD+ Mid-Term Review Process

Action: December 2015 – February 2016

Period covered: July 2013- up-to-date

Lead: Government of Uganda

Collaborators: REDD+ partners and stakeholders, including donors active in the REDD+ process (WB, ADC, UNREDD).

Scope: Broader achievements and lessons under the FCPF, UN-REDD, ADC and Government of Uganda supported activities, including recommendations for remedial actions.

Approach: **Consultations** involved Lead agencies, REDD+ Steering Committee, Line Ministries, REDD+ Partners, CSOs, Private sector players, other stakeholders. **Adoption** of the MTR including request for additional financing by the NCCAC. **Submission** of Uganda's Mid -Term Report to the FCPF.



II. Overview in the REDD+ Readiness Process














Funding Status

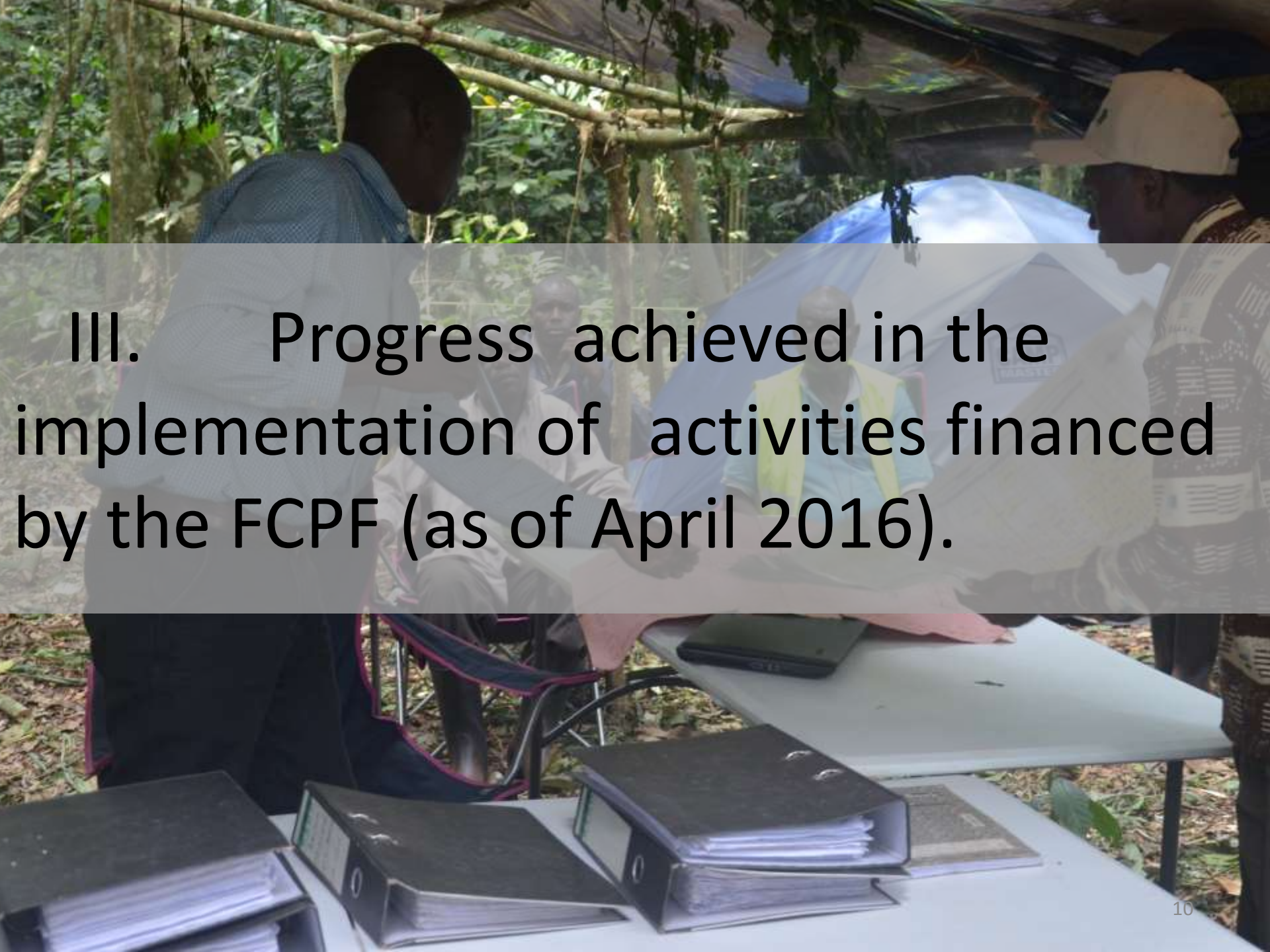
Component	Funds Allocated (US\$)	Start Date	End Date
FCPF	3,634,000	July 2013	June 2017
ADC	890,797	July 2013	June 2017
UN-REDD Targeted Support	150,000	April 2014	May 2015
UN-REDD National Programme	1,833,760	October 2015	June 2017
GoU	1,086,000	July 2013	Continued commitment (Mid-Term Expenditure Framework -MTEF)
TOTAL	7,594,557		

Components and funds synergies



Overall progress of the R-PP implementation

Component	Subcomponent	Status	
1. Readiness Organization and Consultation	1a. National REDD+ Management Arrangements		
	1b. Consultation, participation and outreach		
2. REDD+ Strategy Preparation	2a. Assessment of land use, land-use change, drivers, forest law, policy and governance		
	2b. REDD+ Strategy Options		
	2c. Implementation Framework		<i>Significant Progress</i> 
	2d. Social and Environmental Impacts		<i>Solid Progress, greater level of development required</i> 
3. Reference Level / Reference Emissions Level			
4. Monitoring Systems for Forests and Safeguards	4a. National Forest Monitoring System		<i>More development required</i> 
	4b. Information System for Safeguards		<i>Still no progress</i> 

A group of people are gathered in a forest setting, possibly a field office or meeting. In the foreground, several large black binders are stacked on a white table. A man in a blue shirt is standing and looking towards a man in a white shirt who is sitting at the table. Another man in a yellow vest is also visible. The background shows a dense forest with a blue tarp structure. The text is overlaid on a semi-transparent grey box.

III. Progress achieved in the implementation of activities financed by the FCPF (as of April 2016).

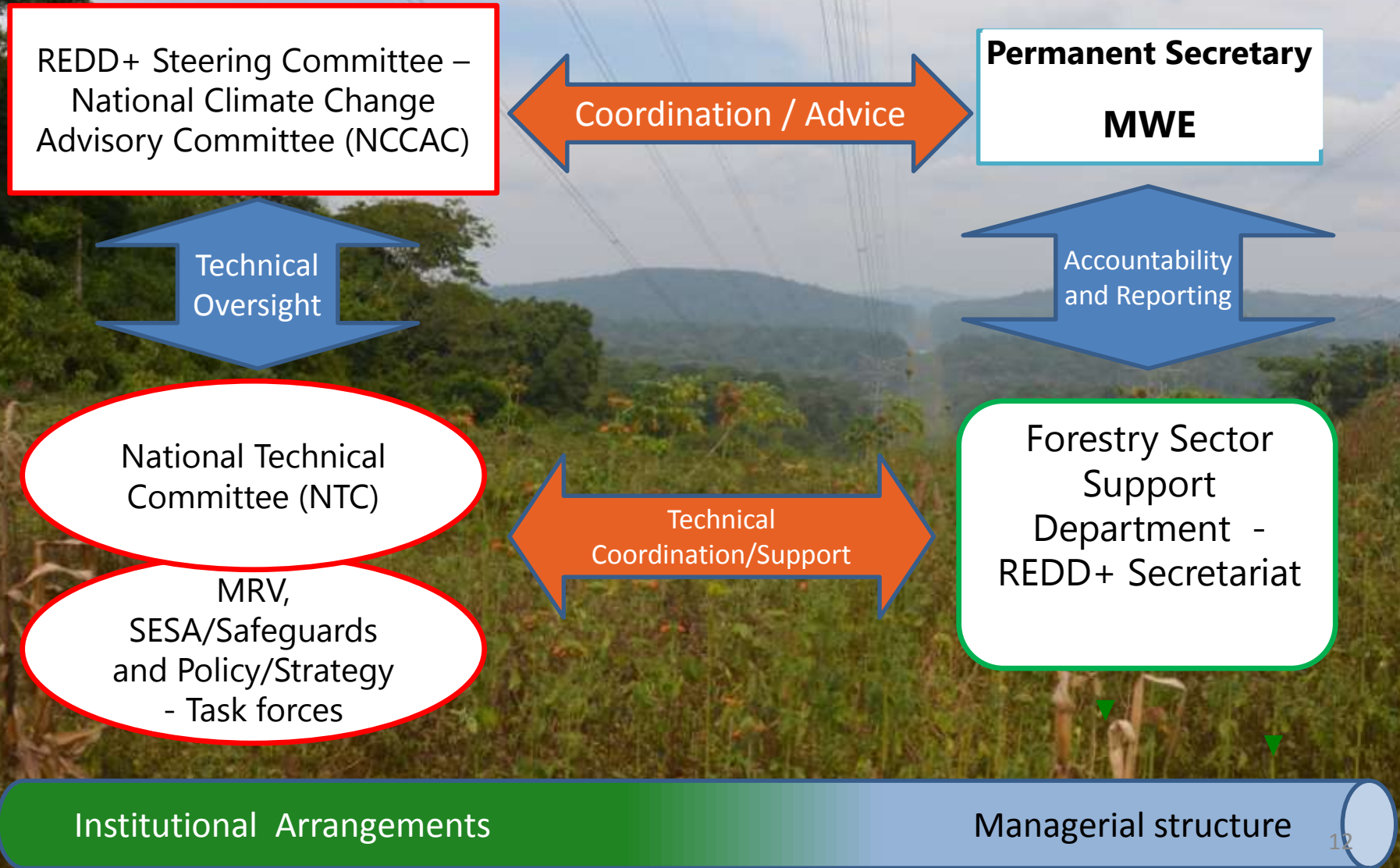
III. Progress achieved in the implementation of activities financed by the FCPF –

R-PP Component 1: Readiness Organization and consultation

Subcomponents: 1a. National REDD+ Management Arrangements and 1b. Consultation, Participation and outreach

- Uganda REDD+ Secretariat successfully established within the Forest Sector Support Department, MWE
- Successful resources mobilization (US\$7.594m) from FCPF, ADA/ADC, Uganda government and UN-REDD
- REDD+ Process implementation procedures, systems and formats established.
- Steering and coordination mechanisms and processes established and operational (NCCAC, NTC, TFs and dedicated technical engagements)
- REDD+ process monitoring and evaluation framework developed and operational
- Full fledged & Revised Gender road map

REDD+ Programme and Coordination Structure





- ✓ **5 NCCAC (Steering Committee) meetings**
- ✓ **4 National Technical Committee (NTC) meetings**
- ✓ **9 Task Force meetings : 5 MRV, 2 Policy/Strategy and 2 SESA/Safeguard**
- ✓ **Technical Consultation: 2 FREL/FRL and 3 Safeguards (SIS).**
- ✓ **Stakeholders Consultation / engagement government institutions, CSOs, local communities, private sector, donors, etc.**



Gender and REDD+ Workshop
CITY ROYALE HOTEL, KAMPALA UGANDA
April 8th – 9th 2015

The REDD+ process in Uganda initiated a strong focus on gender aspects from the beginning. This was based on observations that:

- Drivers of deforestation and forest degradation manifest themselves differently to women, to men and to the young

- Gender differentiated use, access and control of forests is very pronounced

Thus, Uganda choose to work towards gender equality through a gender-responsive action plan to enhance the effectiveness of REDD+.

- In 2012 a Gender and REDD+ Roadmap for Uganda was Prepared with Support from IUCN's Global Gender Office (GGO).

- With the same support, the plan was revised and a detailed "Gender and REDD+ Action Plan for Uganda, 2015 and 2016" was prepared.

- This action plan proposes an inclusion approach beyond the current "Participatory Structure" arrangements

Consultation actions...



III. Progress achieved in the implementation of activities financed by the FCPF – R-PP Component 2: REDD+ Strategy preparation



- **Subcomponent 2b (REDD+ Strategy).**
 - First stakeholders engagement held in Kampala, 14th April 2016.
 - agreement methodology and approach reached and work commenced
 - first draft strategy options expected in June 2016 to be reviewed through in-country consultation (July – August)
 - first “consulted draft” expected by September 2016
 - strategy drafted by November 2016
- **Subcomponent 2d (SESA).**
 - Implementation framework finalized with the School of Forestry, Environmental management and geographical sciences of Makerere University.
 - Analysis and consultation process to commence by end of June 2016.
 - SESA/ESMF draft expected by March 2017.

III. Progress achieved in the implementation of activities financed by the FCPF – R-PP Component 2: REDD+ Strategy preparation



Subcomponent 2c. Implementation framework

- **Benefit Sharing**
 - Consultation with Stakeholders in Uganda on-going (April – May 2016)
 - Comprehensive final report expected by September 2016
- **Strengthening National Feedback Grievance Redress Mechanisms (FGRM)**
 - first draft report expected in early May 2016
 - Comprehensive final report expected by August 2016
- **Guidelines/Standards (for Sub-National implementation)**
 - implementation framework finalized
 - full review of existing arrangement expected by August 2016 and;
 - final guidelines developed for in-country by-in by not later than December 2016

III. Progress achieved in the implementation of activities financed by the FCPF –

R-PP Component 3: Reference Emissions Level / Reference Levels

a. Completed

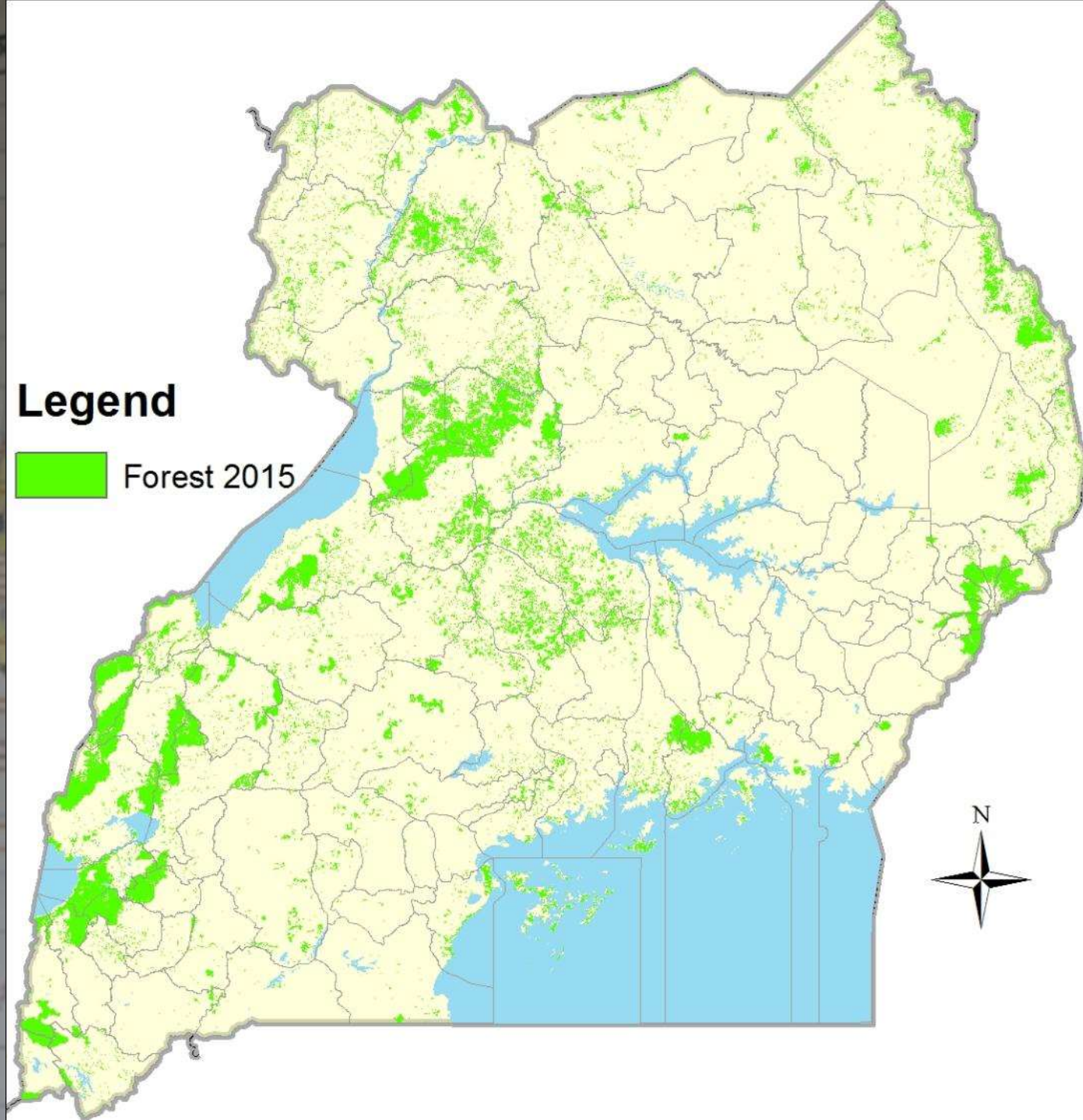
- Time series data for 1990, 2000, 2005, 2010 and 2015.
- Initial interpretation of the remotely sensed data
- Ground-truthing activities (nearly 17,500,000 Ha).
- Development of inventory protocols and deployment of automated system for data collection/analysis
- ALL historical data digitalized in a database and analysis conducted to establish 3 of 4 Emission Factors

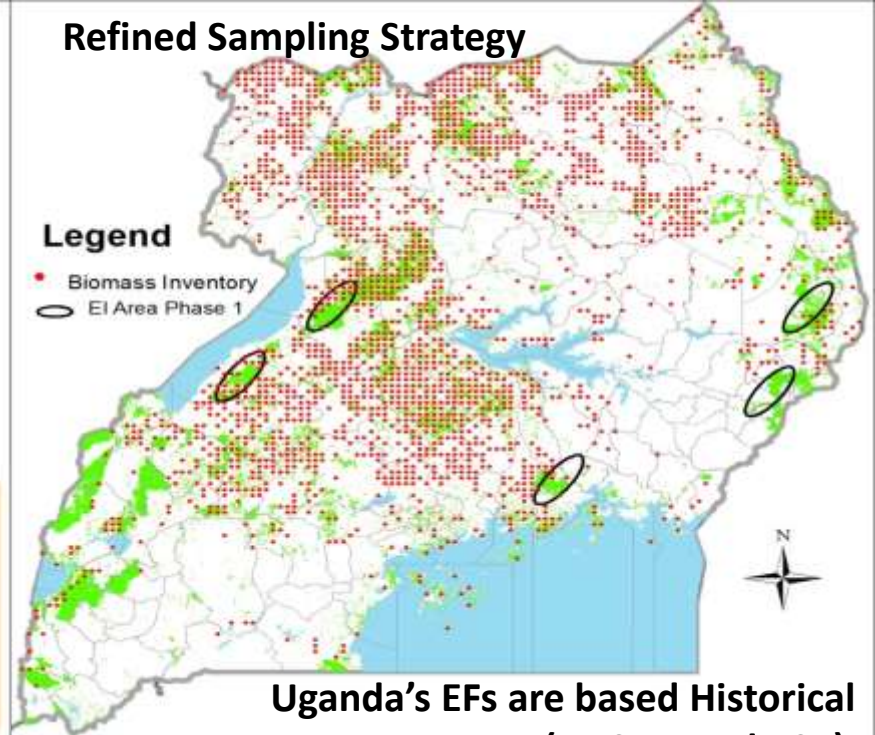
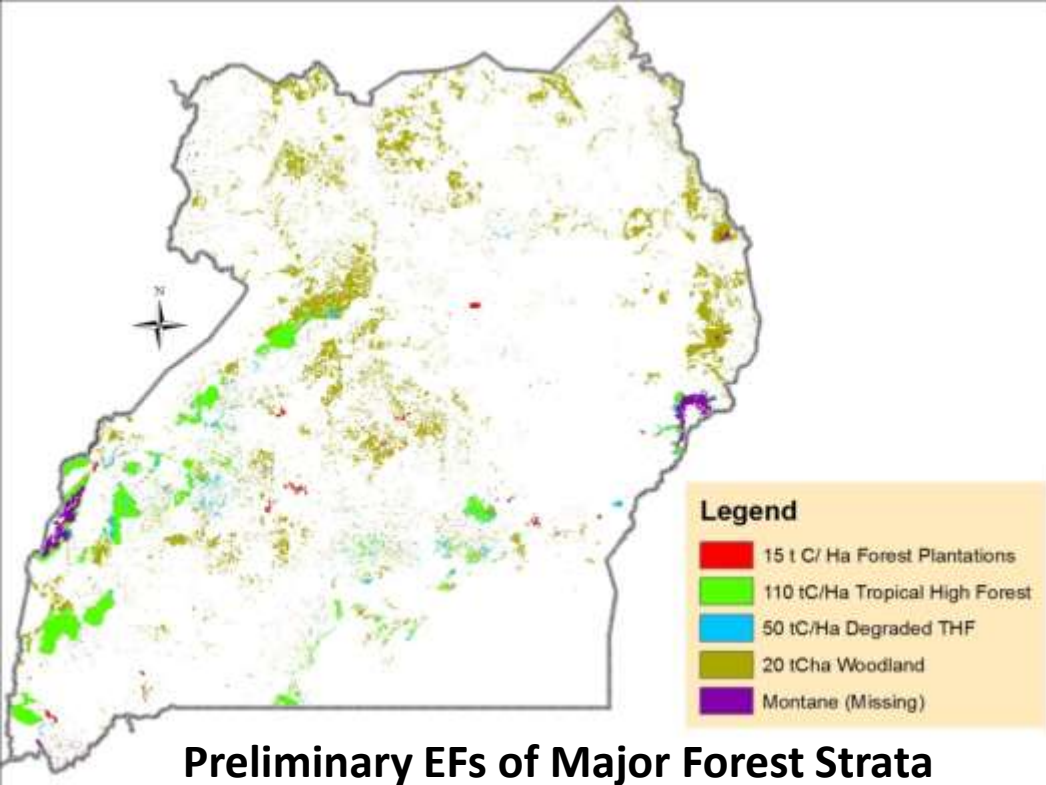
b. *Decisions taken on key building blocks:*

- Forest definition: 30 % tree coverage; 1 ha and 4 meters tree height
- Scale: National
- Scope: Deforestation, Degradation and conservation

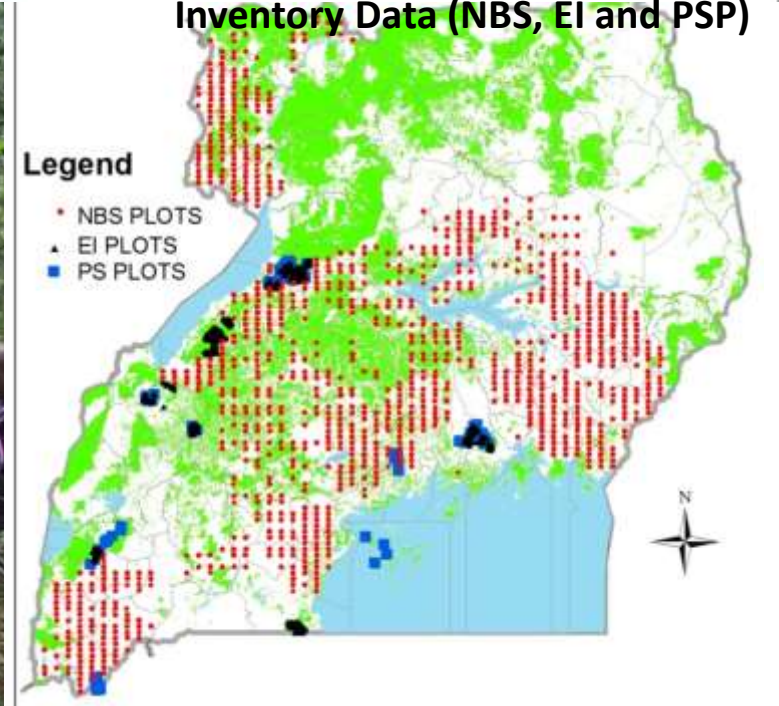
Legend

 Forest 2015





Uganda's EFs are based Historical Inventory Data (NBS, EI and PSP)



Forest Inventory



III. Progress achieved in the implementation of activities financed by the FCPF –

R-PP Component 3: Reference Emissions Level / Reference Levels

C. On-going:

- Finalize second edition/version of the biomass report for Uganda.
- Establishment of comprehensive emission factors (EF) for the four defined forest strata is on-going (3 out of 4 already defined).
- Targeted FI is being implemented (December 2015 – July 2016)
- Conduct accuracy assessment for the Activity Data
- Drafting of first FREL/FRL for Uganda expected by June 2016

III. Progress achieved in the implementation of activities financed by the FCPF –

R-PP Component 4: Monitoring Systems for Forests and Safeguards

Developing a National Forest Monitoring System (NFMS)

Monitoring Function

Remote Sensing: 65% established.

Capacity Building conducted and updated systems (open sources) for GIS/RS and data analysis deployed. Finalization of protocols for future monitoring on-going.

Web Interface: 30% completed. Web Portal development started. ALL data are being migrated to a data warehouse. A functional Web Portal is expected by December 2016

Community Monitoring: no achievements. mapping of possible suitable systems on-going


Other monitoring system related to forest: 10% achieved. relevant stakeholders identified and mapped. Data exchange protocols under review.

MRV Function

Satellite land monitoring system. 80 % achieved. Forest Land assessment over time completed for 90, 00, 05, 10 and 15 (accuracy assessment on-going). Sepal system for future imageries acquisition and analysis deployed

National Forest Inventory. 80% complete ALL historical data on forestry inventories digitalized and available. Protocols reviewed and new automated system for data collection deployed. Targeted forestry inventory on-going. Plans for a comprehensive inventory in 2018 on-going

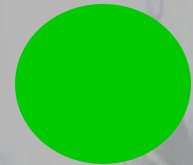
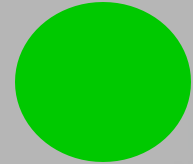
GHG Inventory. 60% established. ALL data providers identified and data/data sharing modalities under review. Overall GhG Inventory system established under UNDP support. Emission from Forest and agriculture contribution/reporting on-going.

A photograph of a dense, green forest with a semi-transparent grey banner overlaid in the center. The banner contains the text 'IV. Compliance with the common approach'. The background shows a clear blue sky with some white clouds and a distant view of a valley or another forested area.

IV. Compliance with the common approach

Compliance with the common approach

- Multi-delivery partner and adherence to environment and social safeguards
- Stakeholder engagement
- Disclosure of information
- Grievance and accountability



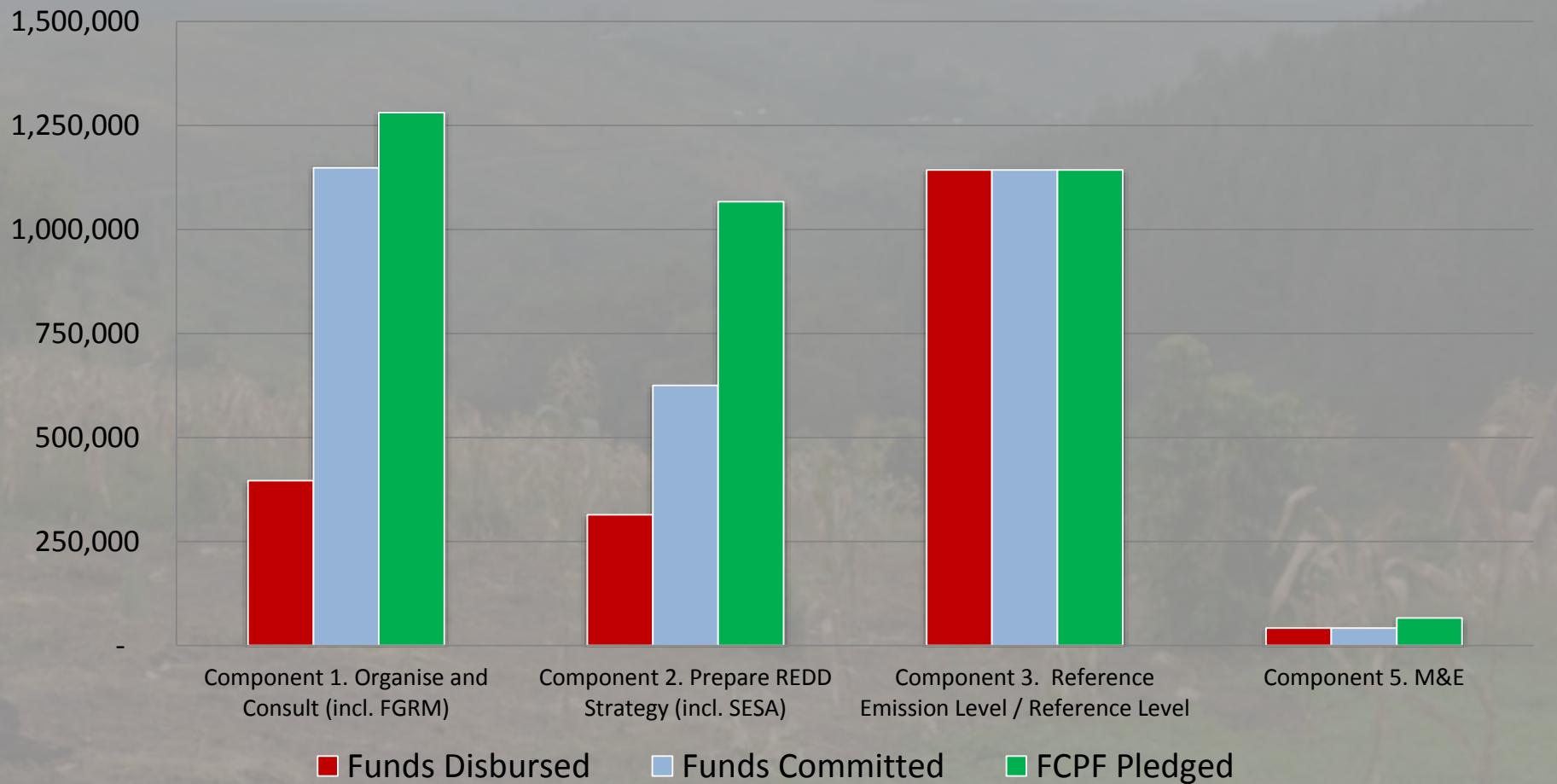



V. FCPF Budget/financial Performance

Funds pledged, committed and disbursed (USD)

R-PP Component	FCPF Pledged	Funds Committed	Funds Disbursed
Component 1. Organise and Consult (incl. FGMR)	1,281,000	1,148,000	396,079
Component 2. Prepare REDD Strategy (incl. SESA)	1,067,000	625,000	314,000
Component 3. Reference Emission Level / Reference Level	1,143,000	1,143,000	1,143,000
Component 5 – Monitoring and Evaluation Framework	66,000	42,000	42,000
contingency	77,000		
Total	3,634,000	2,958,000	1,895,079
Percentage vs total pledge		81%	52%

Funds pledged, committed and disbursed (USD)





VI. Activities to be carried out with additional funding



Activities to be carried out with additional funding

R-PP Comp 1. REDD+ Readiness Organization and consultation

1.1 Support to REDD+ Readiness Management and institutional arrangements and coordination

1.2 preparation and support REDD+ Local actions and strengthening local capacity for implementation (including implementation of Gender roadmap)

USD 1,650,000

R-PP Comp 3. Improvement of Reference Emission Level/Reference Levels

2.1 Improvement of the calculation/estimation of emissions from Forest Degradation, Sustainable management and Enhancement of carbon stocks

2.2 Update data series 2018
2.3 Support implementation of comprehensive NFI in 2018

USD 1,300,000

R-PP Comp 4. National Forest Monitoring System (including M-MRV) supported and fully functional

3.1 Continue the support (Capacity Building) for the institutionalization of MRV system and deployment of it at Regional/zonal level

3.2 Improvement of measurement methodology and continuous support to relevant institutions in data collection and analysis (GhG Inventory)

USD 800,000

USD 3,750,000

Activities to be carried out with additional funding

Components/Activities supported with FCPF additional funds	(USD)
1. REDD+ Readiness Organization and consultation (R-PP Component 1. Organize and Consult)	1,650,000
1.1 Support to REDD+ Readiness Management and institutional arrangements and coordination	1,050,000
1.2 preparation and support REDD+ Local actions and strengthening local capacity for implementation. (Studies, testing instruments e.g. benefit sharing arrangements, FGRM and safeguards, consultation, communication, coordination of activities, etc. and including implementation of Gender roadmap)	600,000
2. Improvement of Reference Emission Level/Reference Levels (R-PP Component 3. Develop a Reference Scenario)	1,300,000
2.1 Improvement of the calculation/estimation of emissions from Forest Degradation	550,000
2.2 Update data series 2018 (continue technical support to GIS/RS NFA)	150,000
2.3 Support and implement NFI in 2018 (continue technical and field support to Inventory Team – NFA)	600,000
3. National Forest Monitoring System (including M-MRV) established and functioning (R-PP Component 4. Design a Monitoring System)	800,000
3.1 Continue the support (Capacity Building) for the institutionalization of MRV system and deployment of it at Regional/zonal level	350,000
3.2 Improvement of measurement methodology and continuous support to relevant institutions in data collection and analysis	450,000
Total	3,750,000



THANK YOU...